

Overall Conference Evaluation -108 Responses/190 Attendees

Spring 2017 - 89 Responses/152 Attendees

Fall 2016 - 93 Responses/160 Attendees

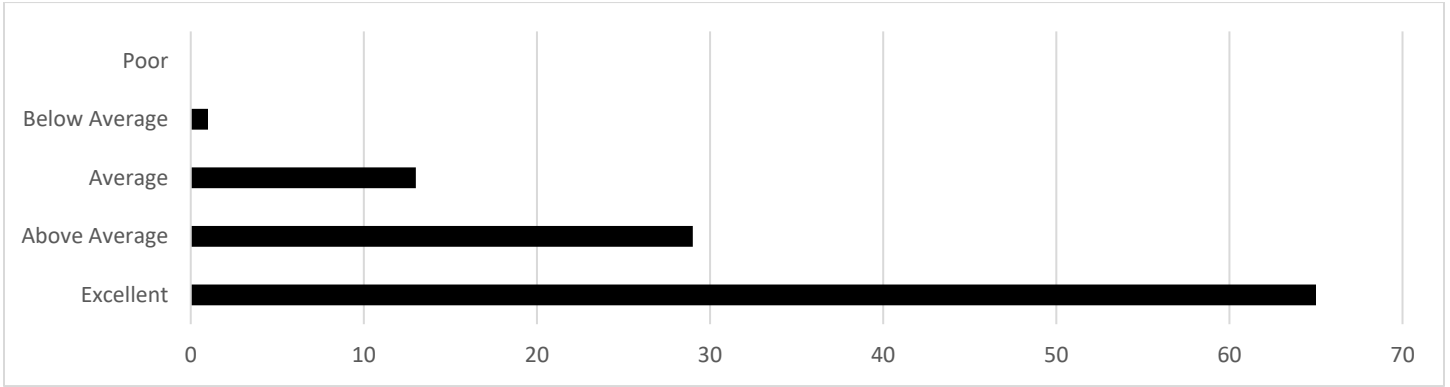
Overall Impression

S17 F16

1. **Workshop Quality:** Poor (1) → Excellent (5)

Average: 4.46

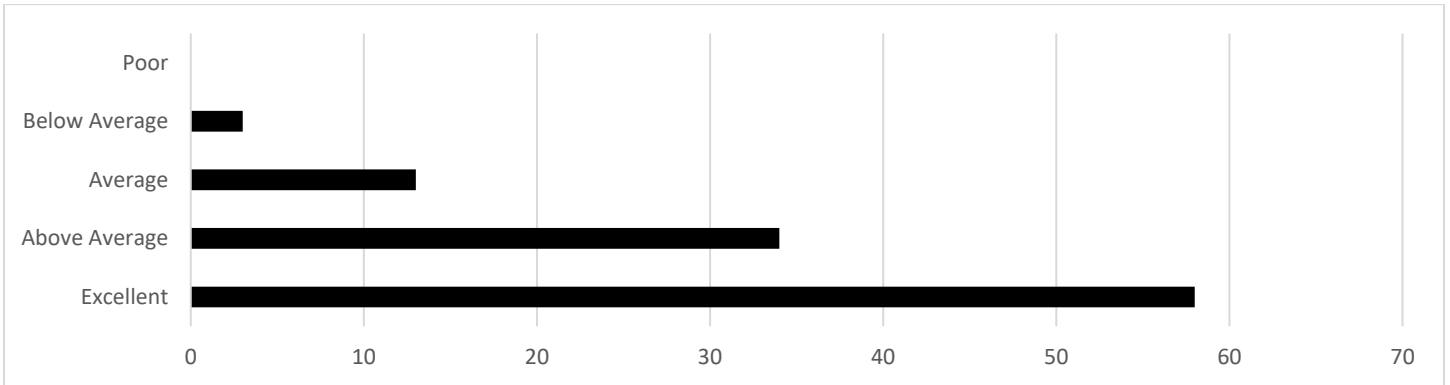
4.56 4.54



2. **Workshop Content:** Poor (1) → Excellent (5)

Average: 4.36

4.54 4.46



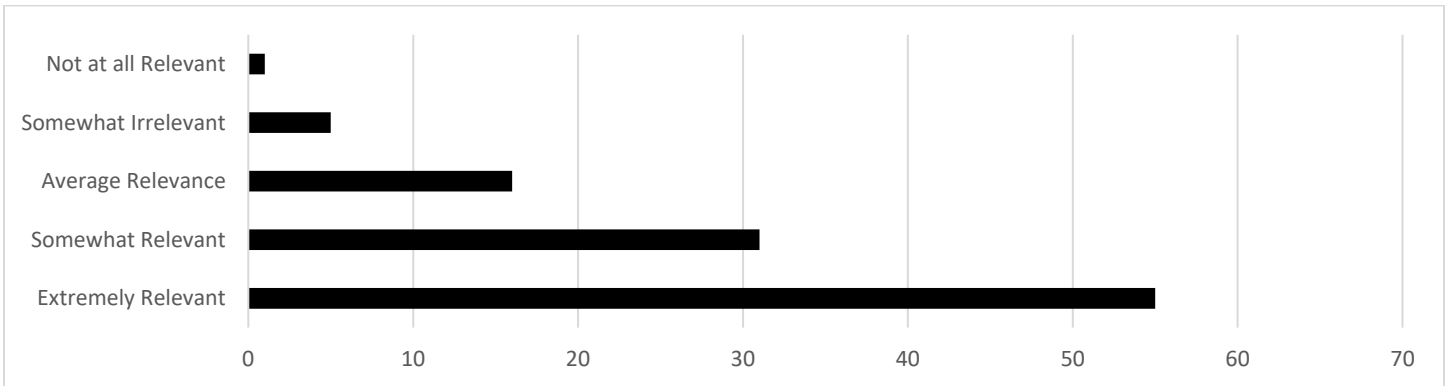
Overall Impression (continued)

S17 F16

3. Relevance to your Discipline/Trade Technology: Not at all Relevant (1) → Extremely Relevant (5)

Average: 4.24

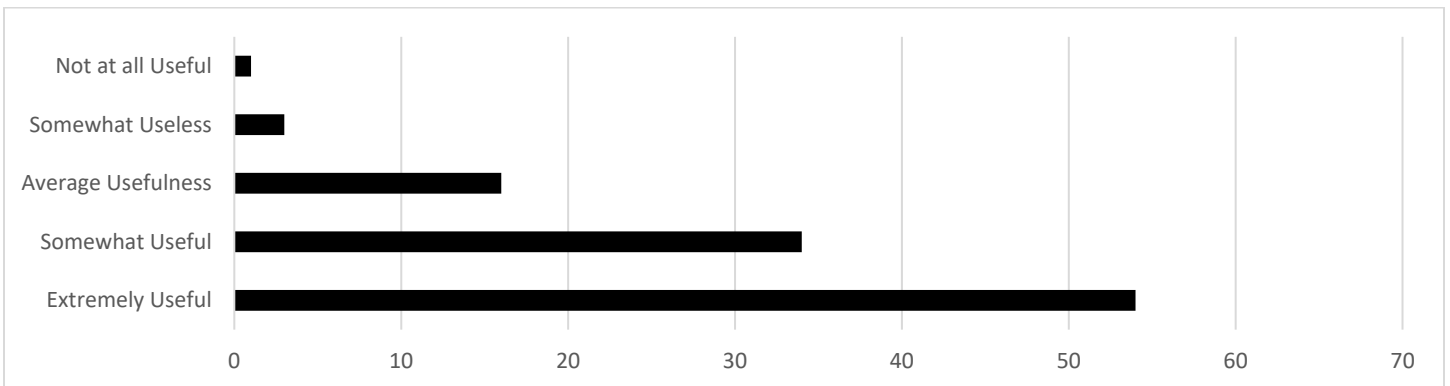
4.40 4.34



4. Usefulness to your Professional Development: Not at all Useful (1) → Extremely Useful (5)

Average: 4.27

4.52 4.40



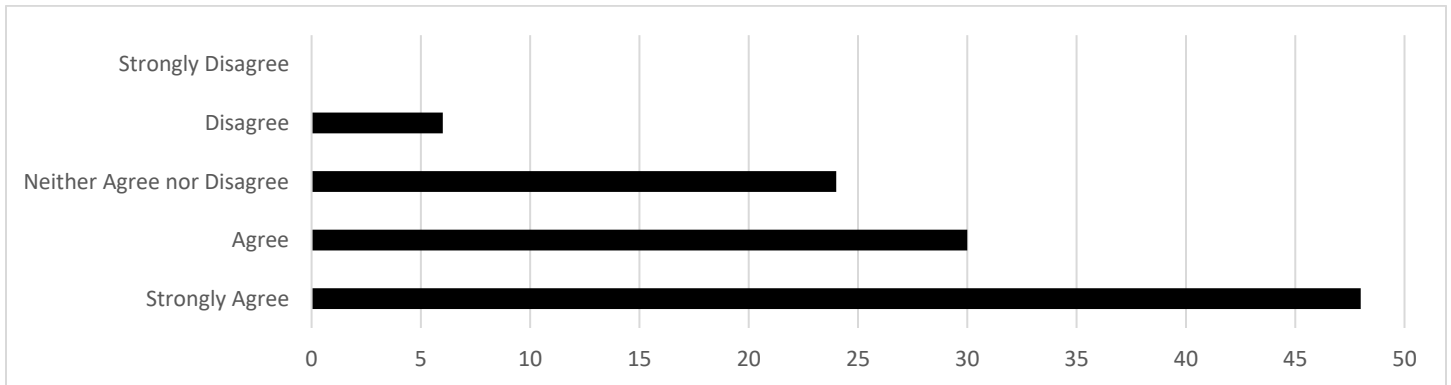
Workshop Outcomes: Strongly Disagree (1) → Strongly Agree (5)

S17 F16

1. I learned useful strategies.

Average: 4.11

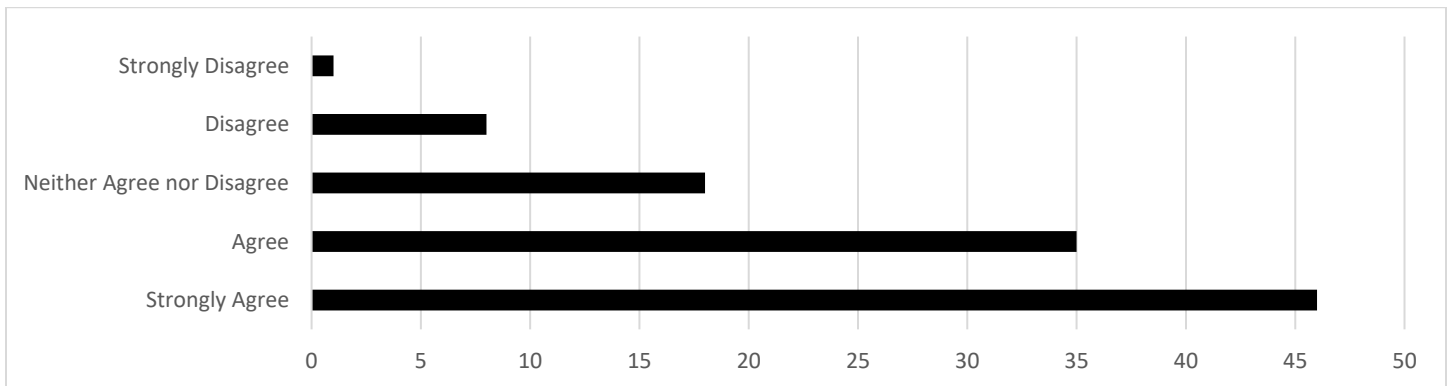
4.41 4.28



2. I plan to implement information and/or strategies I learned.

Average: 4.08

4.40 4.22



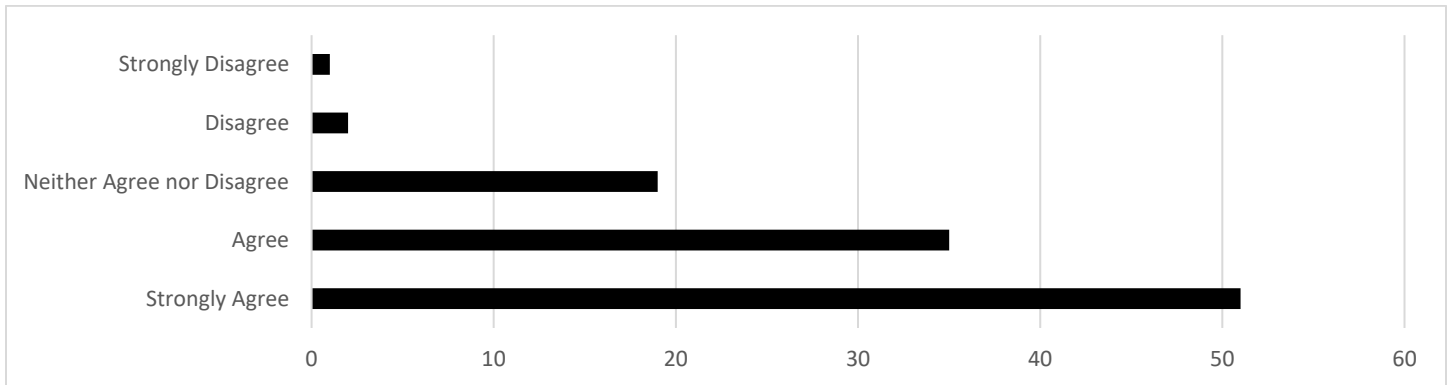
Workshop Presenters: Strongly Disagree (1) → Strongly Agree (5)

S17 F16

1. Presenters prepared me to implement new ideas or strategies.

Average: 4.23

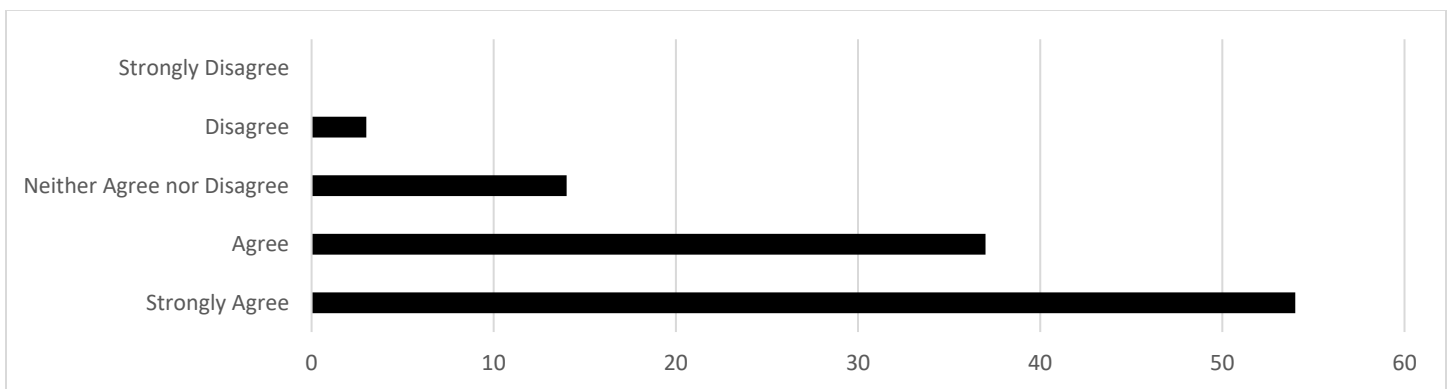
4.40 4.31



2. Materials presented during the workshop were pertinent and useful.

Average: 4.31

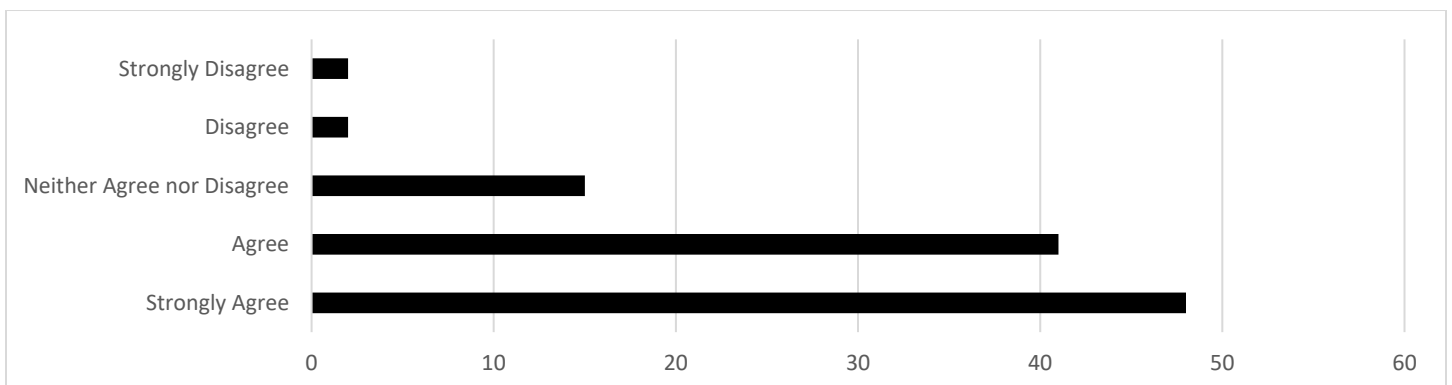
4.41 4.40



3. An appropriate balance between presentation and interaction was achieved.

Average: 4.21

4.36 4.41



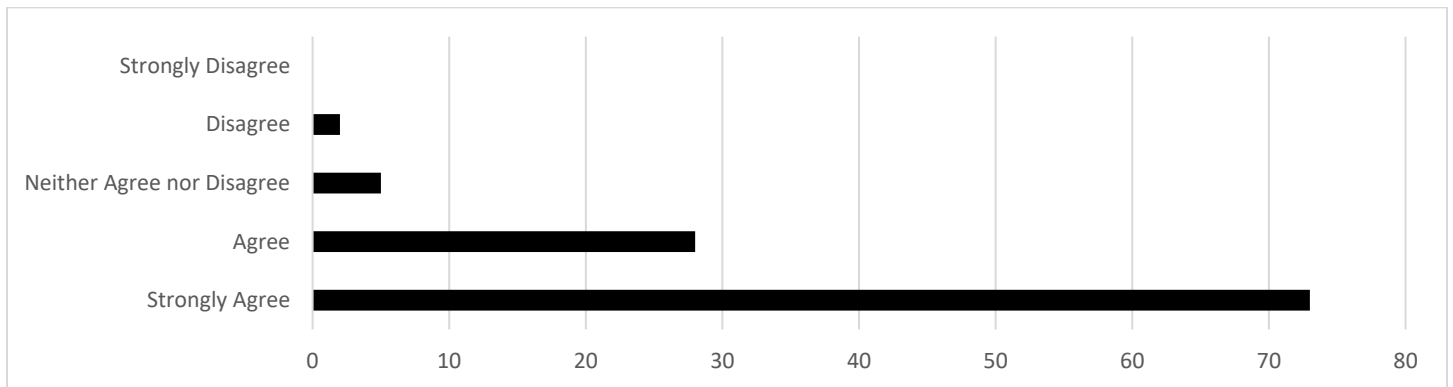
Professional Development Practices: Strongly Disagree (1) → Strongly Agree (5)

S17 F16

1. A supportive climate of professional community was created.

Average: 4.59

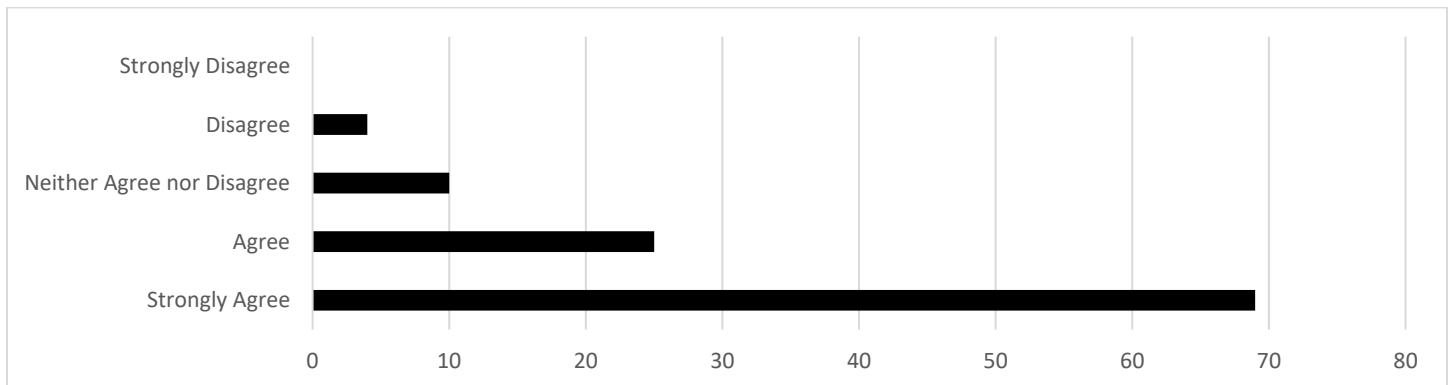
4.59 4.62



2. Opportunities to network and learn from colleagues were supported.

Average: 4.47

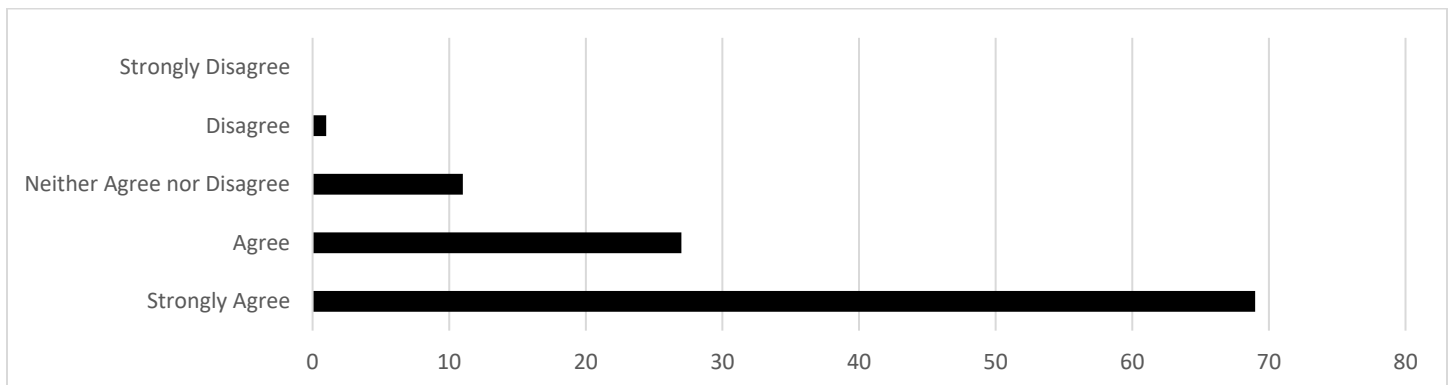
4.42 4.51



3. The content in this event is related to district/school improvement goals.

Average: 4.52

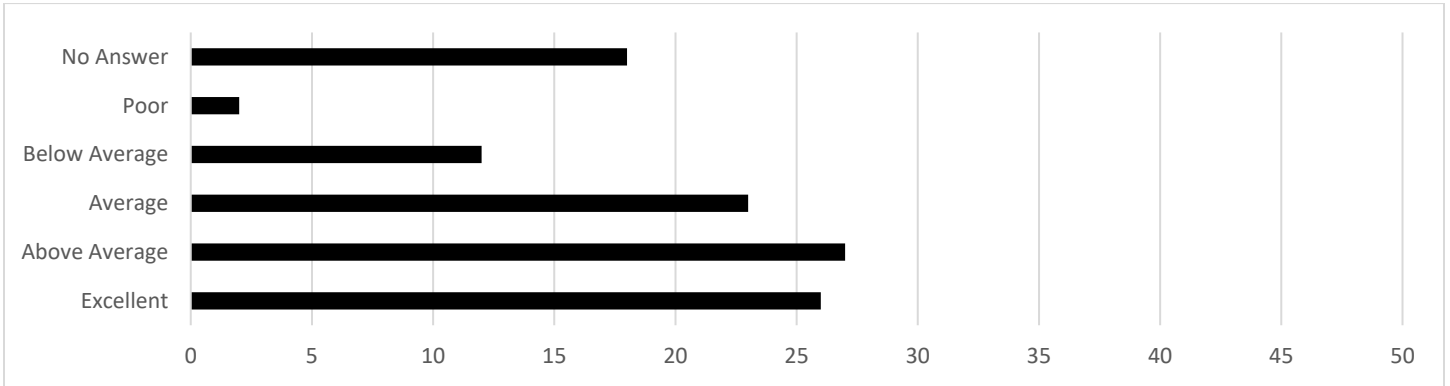
4.52 4.45



AEBG Data Requirements

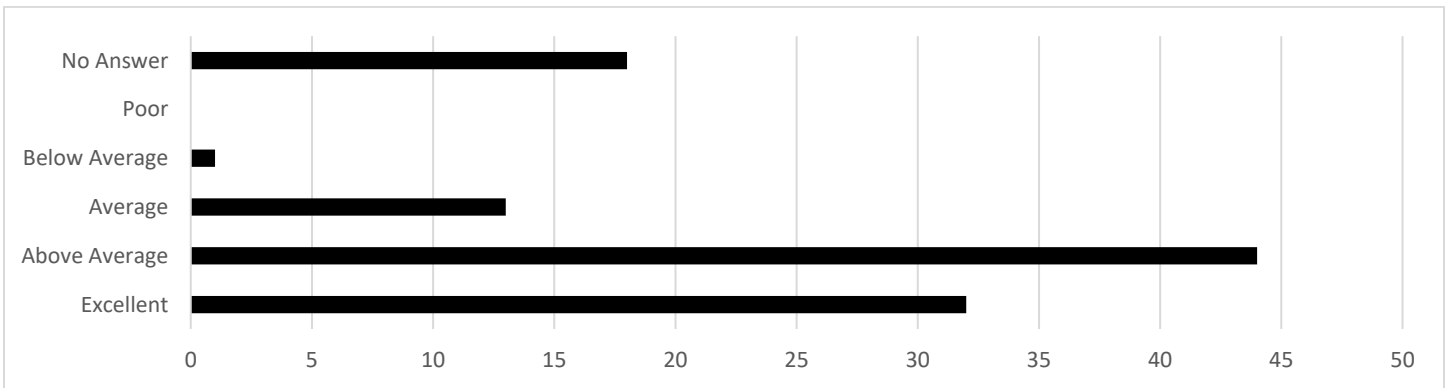
1. Please rate your understanding of AEBG Data Requirements prior to attending this conference: Poor (1) → Excellent (5)

Average: 3.70



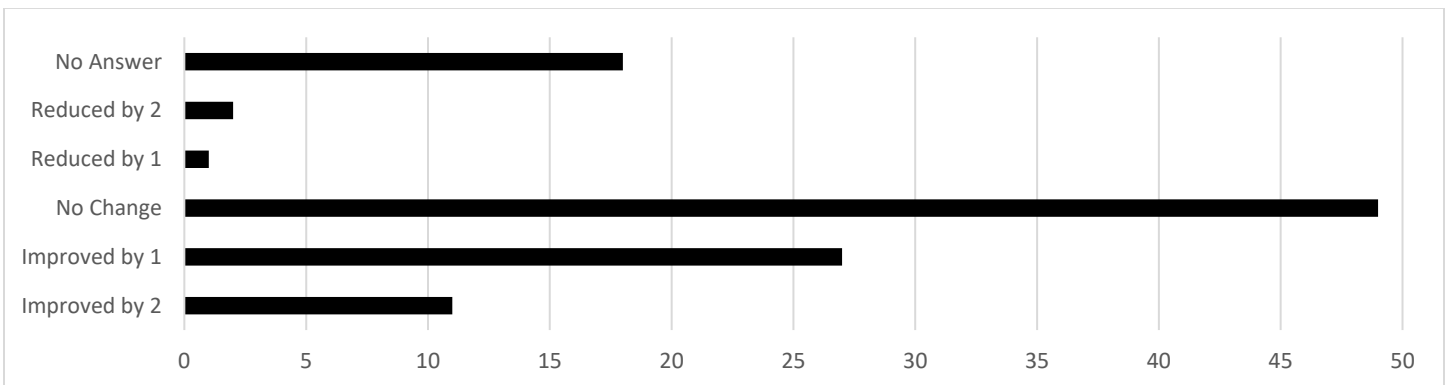
2. Please rate your understanding of AEBG Data Requirements after attending this conference: Poor (1) → Excellent (5)

Average: 4.19



3. Improvement (Change from Question 1 to 2).

Average: +0.49



Overall Conference Evaluation - Short Answer Responses

What additional professional development would you like to see? Do you have ideas for future workshops?	Do you have any other suggestions or comments?
Actual live examples of CASAS reporting/entering student data for outcomes.	Nice job, thank you!
articulation agreements	Increase the frequency of these conferences to 4 per year
CASAS	thank you so much...
Collaboration with colleagues	The venue is great, but it's getting too crowded. Traffic was a mess!
Collaboration with other work groups.	Great conference. More opportunity time to meet and talk with colleagues from other schools.
Collecting information after student has left the program	Very nice conference. Always a pleasure!
counseling services, transition outcomes	Great job, thank you.
Different types on online programs that would be useful for students.	Provide more accurate descriptions of workshops
ESL speaking/conversation	Loved it all. Thank you!
Exchange of ideas worth other instructors	Wasted a lot of time
How about if individuals just presented on something they were passionate about instead of having the groups be responsible for it. Might get a more diverse set of topics. People could volunteer. Presenter would be more invested.	Wonderful presentations.
How can we incorporate CASAS testing results into our curriculum?	I know we were assigned this topic, but the teachers who talked to me were very disappointed.
How to teach in a multi level ESL classes.	More coverages on technology.
I would like to attend workshops that focus on improving student motivation or working with different learning styles.	great job...thank you for putting this together
Implementation of ABE programs	Many teachers need training on how to properly assess students.
Information tables for each campus including course offerings	Great job!
Intro to Title V regs that affect noncredit	Sage rocks!
More CTE	Change the word "good" in the ESL progress report for a more friendly term.
More hands on activities for the ESL classroom.	More teaching on program requirements/
More info strictly on CTE technology area.	Beat LA people should be banned!
More supports for adults with disabilities	Have extra copies of handouts available. Have a better estimate of time constraints for group activities in ESL. Give a better explanation of expectations for group products in ESL.
More techniques and experiences with teaching.	I thought that the QR scanning component provided an easy way to network and to get materials. Great job!
More workshops	kahoot was great!
Ok	Excellent
Online course development	snack breaks :)
PBL, blended teaching, formative and sumative assessment, google classroom	
Please provide more new technologies related topics and teaching methods.	
Rubric development	
Teaching as Customer Service	
Tech	
Tech	
Tech based	
Technology	
Technology	
Tops	